

 SURFING AUSTRALIA

JUNIOR SERIES

Annual SURFING AUSTRALIA JUNIOR SERIES WINNER in the Under 16 & 18 Male & Female Divisions Will Earn a Spot On the Irukandjis Team and Represent Australia at the ISA World Junior Championships

WELCOME TO THE SURFING AUSTRALIA JUNIOR SERIES

WHAT IS THE JUNIOR SERIES?

Working closely with our State Branches as our event partners and with Live Heats, Surfing Australia will monitor and publish up to date rankings for every participating competitor in eligible events.

After each event, a surfers' placing will receive points that reflects the event rating.

There are 8 levels of Event Rating which are weighted according to the SA Event criteria.

At the end of the Surfing Australia Junior Series, the National Rankings will showcase the best competitive surfers in each Australian age category.

Annual Junior Series Champions in the Under 16 & 18 Male & Female Divisions will earn a spot on the Irukandjis Team and represent Australia at the ISA World Junior Championships.

WHO WILL BENEFIT FROM THE JUNIOR SERIES?

The benefits of The Surfing Australia Junior Series will be varied and wide-reaching. Surfers and their coaches will be able to monitor and promote their progress throughout the competitive year, Athlete management can utilise this progress for sponsorships and endorsements.



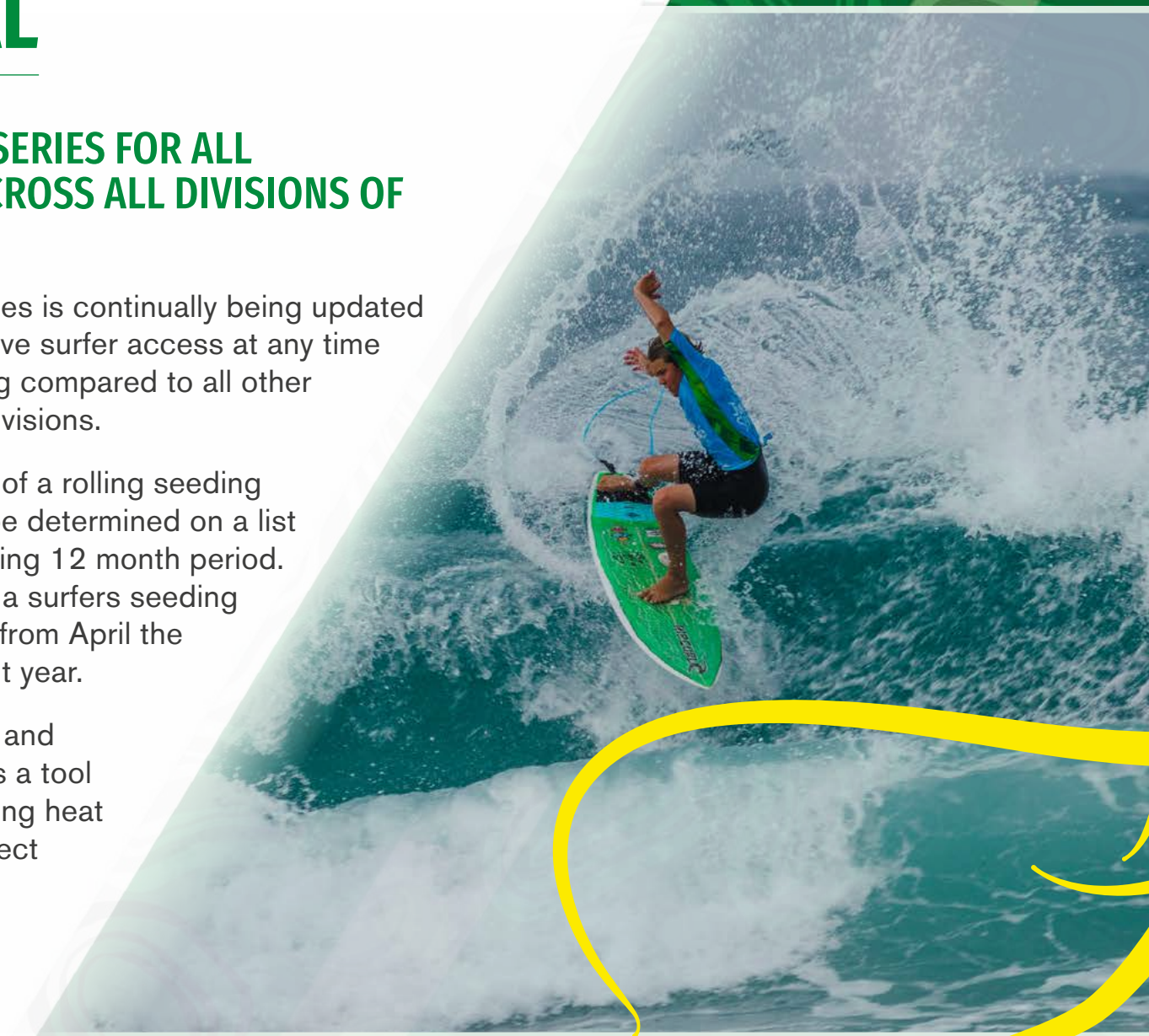
THE NO.1 GOAL

TO PROVIDE A NATIONAL SERIES FOR ALL COMPETITIVE SURFERS ACROSS ALL DIVISIONS OF AUSTRALIAN SURFING.

The Surfing Australia Junior Series is continually being updated and would allow every competitive surfer access at any time their individual Australian ranking compared to all other surfers in their respective age divisions.

2024 has seen the introduction of a rolling seeding where by an athletes seed will be determined on a list of their best 3 results from a rolling 12 month period. i.e. If an event was held in April, a surfers seeding would take into account results from April the year prior to March in the current year.

This Rolling Seeding will be live and updated after each event. This is a tool for event promoters in establishing heat draw seedings and does not effect National Rankings.



2024 SURFING AUSTRALIA JUNIOR SERIES UPDATES

- 2024 Australian Junior Surfing Titles – Elevated to 12,000 Ranking Points
- Taj Small Fries – Elevated from 6,500 to 10,000 points
- 5 x 10,000 rated events across Australia
 - Taj Small Fries – WA, Jan 2024
 - Sunshine Coast Junior Pro – QLD, April 2024
 - Billabong Occy Grom Comp – QLD, June/July 2024
 - Skullcandy Oz Grom Open – NSW, July 2024
 - Phillip Island Junior Pro – VIC, Sept 2024
 - South Australia and Tasmania – TBC 2025
- All 10,000 rated events will have a live broadcast – showcasing Australia’s best Juniors
- All 10,000 Rated events will have 2-person heats from the semi-finals, at minimum
- \$150.00+GST for 10,000 rated events – Third party operators may differ in 2024



2024 SURFING AUSTRALIA JUNIOR SERIES UPDATES

- All Woolworths Junior State Titles – Elevated to 7,500 Ranking points
- U8's Mixed and U10's will no longer have ranking points associated to their divisions – Effective Jan 1, 2024
- Under 12s Divisions will be the first to start accumulating Ranking points towards the Australian Junior Series
- International competitors are still able to compete however, they will now be excluded from collecting ranking points



COMPETITION FORMATS AND DIVISIONS

COUNTING BEST RESULTS - 2024

DIVISION

COUNTING RESULTS

| | |
|-----------------------------------|-------------------------|
| Under 18 (Jnr Male & Female) | COUNTING BEST 3 RESULTS |
| Under 16 (Jnr Male & Female) | COUNTING BEST 3 RESULTS |
| Under 14 (Jnr Male & Female) | COUNTING BEST 3 RESULTS |
| Under 12 (Jnr Male & Female) | COUNTING BEST 3 RESULTS |
| Under 10 (Jnr Male & Female) | NO RANKING POINTS |
| Under 8 Mixed (Jnr Male & Female) | NO RANKING POINTS |

COMPETITION FORMATS – 10,000'S ONLY

- All 10,000 rated events will use straight knock-out, 50% progression formats.
- Minimum heat times of 20 minutes – expansion of heat times at the Event Organisers discretion
- 2-person heats from Semi-Finals onwards as a minimum
- Events must incorporate a live broadcast – Utilising the SA Media and Owned Channels from April 1, 2024

COMPETITION FORMATS

– 1,000 – 7,500 EVENTS

- Event organisers can be flexible with formats for events that are 7,500 and below.
- Please see page 18 for mandatory event parameters for event managers and third party event organisers
- Use of the National Rolling Seeding will be incorporated into all events above 7,500 with event organisers discretion to use for events below.

SERIES RANKINGS POINTS

BRC & LOCAL EVENTS:
1000 POINTS

REGIONAL TITLES:
2500 POINTS

REGIONAL EVENTS:
3500 POINTS

COMPETITIVE EVENTS:
4500 POINTS

KEY EVENTS:
5500 POINTS

SERIES EVENTS:
6500 POINTS

STATE TITLES:
7500 POINTS

MARQUEE EVENTS:
10000 POINTS

NATIONAL TITLES:
12000 POINTS

2024 EVENT RATINGS TABLE

| | | BRC & LOCAL EVENTS | REGIONAL TITLES | REGIONAL EVENTS (with Interstate competitors) | COMPETITIVE EVENTS* | KEY EVENTS* | SERIES EVENTS* | STATE TITLES* | MARQUEE EVENTS* | NATIONAL TITLES* |
|-------------|---|--------------------|-----------------|--|---------------------|-------------|----------------|---------------|-----------------|------------------|
| Final Place | | | | | | | | | | |
| 1 | x | 1000 | 2500 | 3500 | 4500 | 5500 | 6500 | 7500 | 10000 | 12000 |
| 2 | x | 860 | 2150 | 3010 | 3870 | 4730 | 5590 | 6450 | 8600 | 10320 |
| 3 | x | 730 | 1825 | 2555 | 3285 | 4015 | 4745 | 5475 | 7300 | 8760 |
| 4 | x | 670 | 1675 | 2345 | 3015 | 3685 | 4355 | 5025 | 6700 | 8040 |
| 5 | x | 610 | 1525 | 2135 | 2745 | 3355 | 3965 | 4575 | 6100 | 7320 |
| 6 | | 583 | 1458 | 2041 | 2624 | 3207 | 3790 | 4373 | 5830 | 6996 |
| 7 | x | 555 | 1388 | 1943 | 2498 | 3053 | 3608 | 4163 | 5550 | 6660 |
| 8 | | 528 | 1320 | 1848 | 2376 | 2904 | 3432 | 3960 | 5280 | 6336 |
| 9 | x | 500 | 1250 | 1750 | 2250 | 2750 | 3250 | 3750 | 5000 | 6000 |
| 10 | | 488 | 1220 | 1708 | 2196 | 2684 | 3172 | 3660 | 4880 | 5856 |
| 11 | | 475 | 1188 | 1663 | 2138 | 2613 | 3088 | 3563 | 4750 | 5700 |
| 12 | | 462 | 1155 | 1617 | 2079 | 2541 | 3003 | 3465 | 4620 | 5544 |
| 13 | x | 450 | 1125 | 1575 | 2025 | 2475 | 2925 | 3375 | 4500 | 5400 |
| 14 | | 438 | 1095 | 1533 | 1971 | 2409 | 2847 | 3285 | 4380 | 5256 |
| 15 | | 425 | 1063 | 1488 | 1913 | 2338 | 2763 | 3188 | 4250 | 5100 |
| 16 | | 413 | 1033 | 1446 | 1859 | 2272 | 2685 | 3098 | 4130 | 4956 |
| 17 | x | 400 | 1000 | 1400 | 1800 | 2200 | 2600 | 3000 | 4000 | 4800 |
| 18 | | 395 | 988 | 1383 | 1778 | 2173 | 2568 | 2963 | 3950 | 4740 |
| 19 | | 390 | 975 | 1365 | 1755 | 2145 | 2535 | 2925 | 3900 | 4680 |
| 20 | | 385 | 963 | 1348 | 1733 | 2118 | 2503 | 2888 | 3850 | 4620 |
| 21 | | 380 | 950 | 1330 | 1710 | 2090 | 2470 | 2850 | 3800 | 4560 |
| 22 | | 375 | 938 | 1313 | 1688 | 2063 | 2813 | 2813 | 3750 | 4500 |
| 23 | | 370 | 925 | 1295 | 1665 | 2035 | 2775 | 2775 | 3700 | 4440 |
| 24 | | 365 | 913 | 1278 | 1643 | 2008 | 2738 | 2738 | 3650 | 4380 |
| 25 | x | 360 | 900 | 1260 | 1620 | 1980 | 2700 | 2700 | 3600 | 4320 |

*must fulfill all SA event parameters

KEY POINTS FOR STAKEHOLDERS

KEY POSITIVE POINTS FOR SURFERS, PARENTS AND TEAM MANAGERS

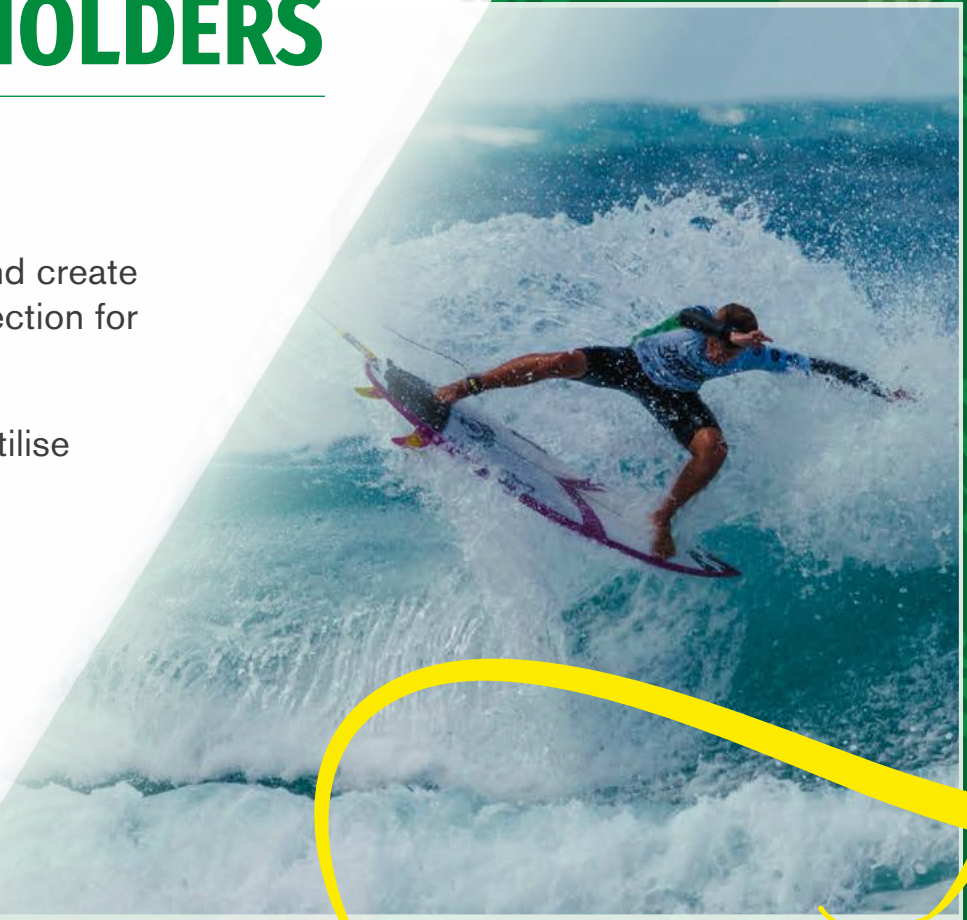
- A State and National Rankings allows for stronger negotiations for better sponsorship and endorsement packages
- A current rankings can allow the surfer to be more selective when choosing events to compete in without the issue of over surfing
- A National Ranking can identify performance strengths and weaknesses of a competitor
- A surfer can balance their competitive aspirations with other life goals such as school, tertiary education or work/career
- Annual Australian Junior Series Winners in the Under 16 & 18 Male & Female Divisions will earn a spot on the Irukandjis Team and represent Australia at the ISA World Junior Championships.



KEY POINTS FOR STAKEHOLDERS

KEY POSITIVE POINTS FOR COACHES

- State and National Rankings allow coaches to utilise and create a criteria for Talent ID and HPC programs and WC selection for Team Australia
- State and National Rankings allow for the coaches to utilise results to analyse a surfer's strengths and support their surfer through strategic planning
- State and National Rankings allow coaches to utilise rankings when setting career goals for their surfers



KEY POINTS FOR STAKEHOLDERS

KEY POSITIVE POINTS FOR STATE BRANCHES AND CLUBS

- Cohesive integrated rankings for Regional, State and National age divisions
- National & State Rankings allows States to utilise where they see fit (wild cards & team selections)
- State coaches can utilise for State HP programs and Talent ID
- To have a State and or National Ranking, the surfer must be a member of the State branch
- For an event to be rated the event must be sanctioned and insured with Surfing Australia / State branch



KEY POINTS FOR EVENT ORGANISERS

EVENT ENTRY & SEEDING

Please note: All competitors entering a respective event will be placed on the events waitlist and order of seeding is as below;

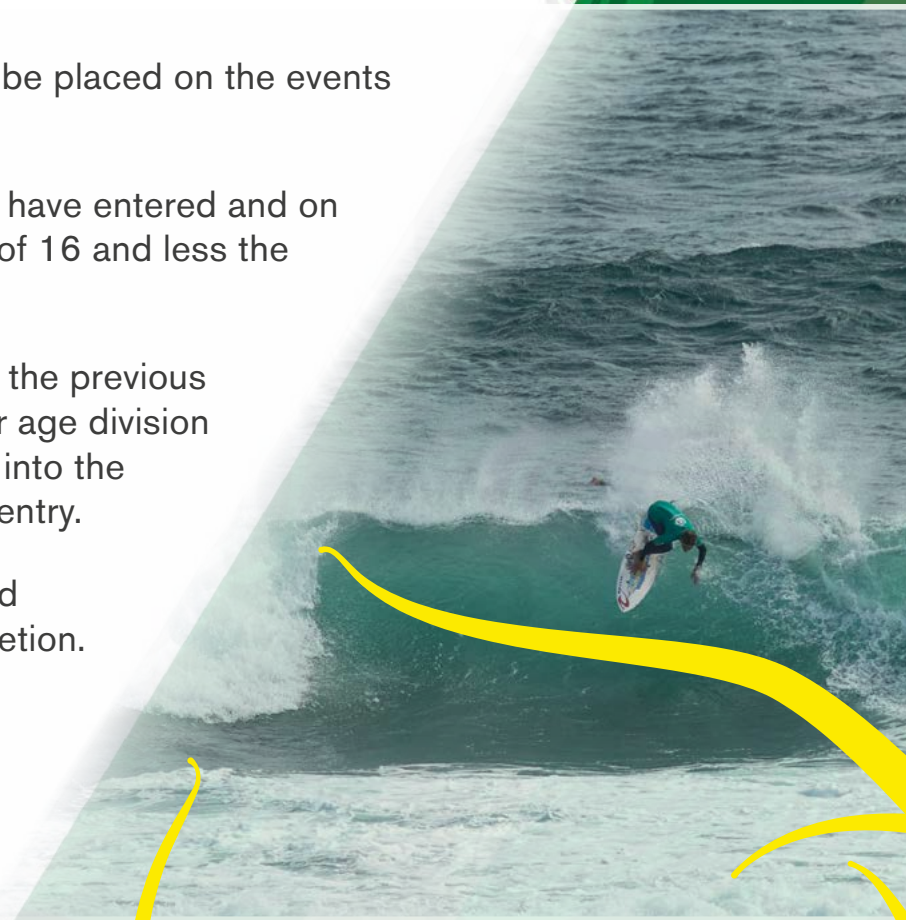
Step 1 - The top 4 competitors from the Rolling Seeding who have entered and on the waitlist will be guaranteed entry into the event. For a Rd of 16 and less the Top 2 will be guaranteed entry.

Step 2 - The final top 2 competitors from each age division of the previous year's National Junior Rankings who are moving into an older age division and who are entered on the waitlist will be guaranteed entry into the event. For a Rd of 16 and less the Top 1 will be guaranteed entry.

Step 3 - The State, event promoter or BRC will retain wildcard positions in all divisions that can be used at the events discretion. This will vary dependant on round sizes.

Step 4 - Each State will then retain an allocation of wildcards for their state surfers – used at the state's discretion (i.e. State Champion or similar).

Step 5 - The next allocation of surfers will be based off the current Rolling Seedings at the time of entry. Event organisers must use the Rolling Seeding to place athletes correctly into the Heat Draw.



KEY POINTS FOR EVENT ORGANISERS

LIVEHEATS



1 Any new organisation account running events as part of the Surfing Australia National Rankings **MUST** fill out this form to be linked to the Surfing Australia federated account, prior to opening entries



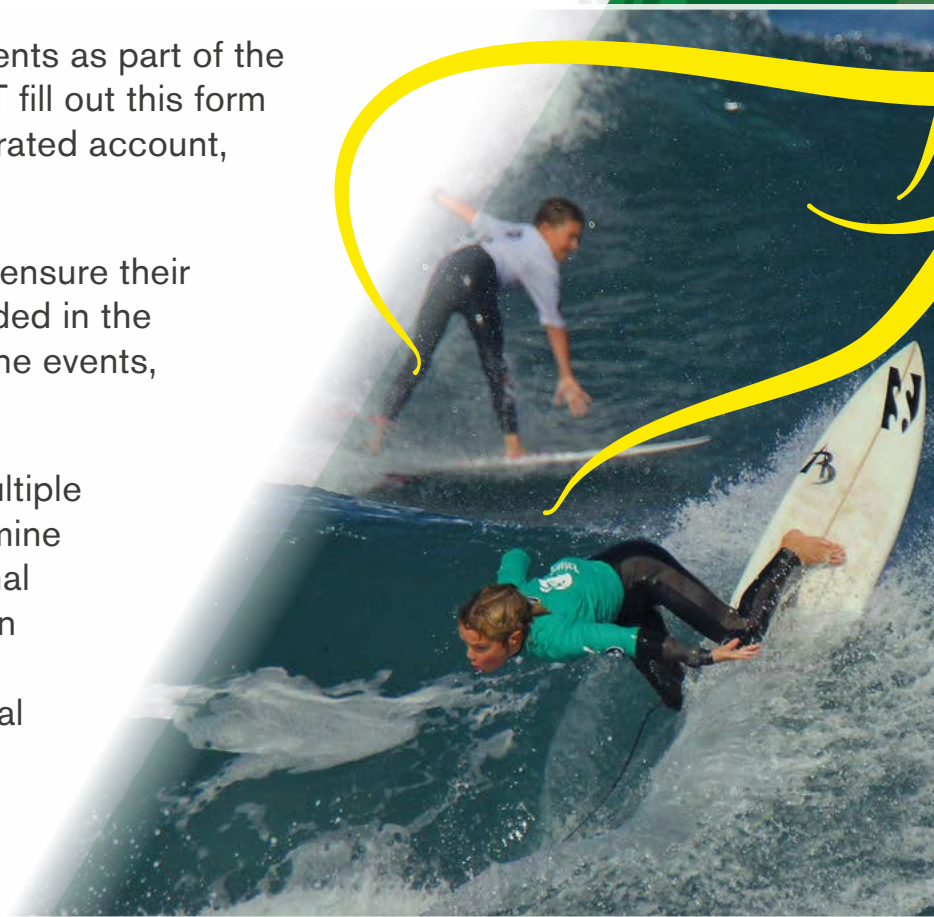
2 ALL State and regional run events **MUST** ensure their respective State rankings series are included in the LiveHeats event settings of their standalone events, excluding the exceptions of 3. below



3 NSW, QLD, VIC, WA, SA & TAS using multiple events in a statewide mini series to determine placings toward Surfing Australia's National Rankings **MUST** create a separate event in LiveHeats, link it to both National & State ranking series and send a copy of your final result to community@liveheats.com



4 Responsibility of all State and regional run events to follow these instructions to correctly map divisions to Surfing Australia's National Rankings series and apply the relevant rankings multiplier.



HOW TO MAINTAIN AND/OR UPGRADE YOUR EVENT

| EVENT PARAMETERS | 1000 PTS TO 2500 PTS | 3500 PTS TO 7500 PTS | 10,000 PTS & 12,000 PTS |
|--|--------------------------|--------------------------|-------------------------|
| Competition Standards – Live Heats (mandatory) | ✓ | ✓ | ✓ |
| Competition Standards – State/National sanctioned and Insured (mandatory) | ✓ | ✓ | ✓ |
| Competition Standards – Minimum L2 Progression Judges and Head Judge (mandatory) | ✓ | ✓ | ✓ |
| Competition Standards – Priority System | ✓ | ✓ | ✓ |
| Competition Standards – Recommended Heat times (To be based off competition schedule requirements) | 15 to 20 mins | 15 to 25 mins | 20 to 25 mins |
| Use of Rolling Seeding for the event & Adhere to the Entry and Seeding Process | 15 to 20 mins | 15 to 25 mins | ✓ |
| Minimum Days – The event window will reflect the amount of competitors and desired format | – | 2/4 days | 4/7 + days |
| Minimum amount of competitors – The event formats will reflect the amount of competitors | – | 100+ | 200 + |
| Use of webcast during the event period | – | 100+ | ✓ |
| Minimum amount of Divisions – Minimum of 3 age divisions needed (amount of competitors and format sizes) | Under 8,10,12, 14,16 &18 | Under 8,10,12, 14,16 &18 | Under 12, 14,16 &18 |
| Equal Male and Female categories across all age divisions – (Equal format size is not a requirement) | ✓ | ✓ | ✓ |

Please note: Surfing Australia have sole discretion assigning event ratings, event ratings upgrades and event ratings downgrades within the National Junior Rankings based on the adherence to the above parameters. The National Junior Rankings is subject to change.

KEY POINTS FOR EVENT ORGANISERS

MINIMUM SIZE FORMATS

- It is recommended there be a minimum of two days required to conduct the smallest Nationally rated event. (EG. 1 star 1000 pts)
- Bigger events with multiple divisions will require more days to cater for minimum entry numbers and age divisions. (EG. 2 star 2500 pts to 8 star 10,000 pts)
- Please refer to SA Rule book for available formats – Straight Knockout, Second Chance and SA new seeded format for Nationally ranked competitions.

All Events must have minimum sized formats:

- Under 8, 10 & 12 minimum draw size of 12 male/female
– Straight knockout format (6 heats)
- Under 14 minimum draw size of 16 male/female
– Straight knockout format (7 heats)
- Under 16 minimum draw size of 20 male/female
– Straight knockout format (10 heats)
- Under 18 minimum draw size of 20 male/female
– Straight knockout



FAQ'S

FREQUENTLY ASKED QUESTIONS

Q. Can I toggle between State and National Junior Rankings?

A. Yes, all rankings are available on the Surfing Australia rankings page under the drop down menu.

Q. Will Live Heats accept all variations of a surfers name?

A. Yes, but two or more different variations to a name will result in two rankings, it is important that a surfers name is spelt correctly when entering details. Two different versions of a name will need to be merged manually by live heats.

Q. Does the State branch publish the National Junior Rankings?

A. No the National administrator will double check the event rating and results and names before publishing to the main rankings page.

Q. What do I have to do to increase my event rating?

A. We have introduced a number of new parameters that define what an event has to implement to go to the next tier of the ratings.

